

Network Information of Vehicular By using Fuzzy Based Data Networking

Belliraj¹, Dr.M.S.Gowtham², Mr.P.Jeevanantham³

¹Asst Prof, Dept of ECE, Karpagam Academy of Higher Education, India

²Associate Professor, Dept of ECE, Karpagam Institute of Technology, India.

³Asst Prof, Dept of EEE, Karpagam College of Engineering, India

belliraj.ts@kahedu.edu.in

Article Info

Volume 83

Page Number: 6163 - 6172

Publication Issue:

March - April 2020

Article History

Article Received: 24 July 2019

Revised: 12 September 2019

Accepted: 15 February 2020

Publication: 01 April 2020

Abstract:

IOT highlights made different new data sections however one of the components is vehicular data arrange where multiple autos and products are taking an interest with colossal knowledge exchange. The high data the executives just as insignificant transmission efficiency assisted in the vehicular data coordinate is pushing the specialists to break down more sophisticated and adaptable process models alongside transmission plans. The survey shows that the NDN has better results, but needs to be further strengthened by using idealistic fundamental leadership. The paper focuses mainly on car data organization in which the Internet of things (IOTs, for example) and the fuzzy reasoning in VANETS include various types of vehicles and objects that further improve the vehicle data frame.

Keywords: IoT, reasoning of fuzzy, NDN, alongside transmission, vehicle data.

1. INTRODUCTION

Usually the specially designated system is a hierarchical wireless structure. The system is largely improper since a previous framework has not been used.[1] Instead, every hub participates in the steering process by means of methods for sending subtleties to elective hub systems, in order to ensure that details are transmitted to hubs that are highly reliant upon the organization of associations. A specially designated n / w in general applies to systems specifically in cases where multiple frameworks have the same system situation and can consequently expand the web interface with any inappropriate system framework.[2] The Mobile Ad-hoc Arrangements (MANET) are normally known as another remote system, a lesser measurement framework for the destination. MANET has a large number of free hubs and is largely composed of cell phones or

other wireless items which can be categorized in several respects, independent of anyone else, but without a significant top-down network organization [3]. The system also has several free hubs.

VANET is the technology that confirms the unique capabilities of the continuous age group of flexible vehicle systems. In the middle of moving cars and roadside systems, VANET makes a feasible ad-hoc system. It is in reality some form of MANET that ensures that cars comply with fixed machines, which are often called roadside contractions. [4] Security and traffic Administration integrates real subtleties of time and affects people's lives on the road. The safety element for VANETs is typically recognized as the strongest. The majority of VANET hubs are usually vehicles configured for self-applied systems without any other information. VANET

will become more vulnerable to repetitive attacks amid reduced security levels. Fuzzy characterization is one of the fuzzy rationales used to solve ordering problems. The fundamental advance is to improve part potential and then to discover some perfect fluffy guidance within the fluffy system of characterization [5] as the fluffy arrangement technique is established. Fluffy participatory ability and fluffy instruction can be organized using information-driven methods with a talented understanding process. Each of these systems decides either manually or automatically using a gadget training technique which is devoted to the circumstances of the activity in effect,[6] most of these gifted understanding is used to schedule participation capacities and to take the chance that, just as it is a preferred position at that stage, it can be a space link. The fresh data can be changed in phonetic terms by another strategy to make fluffy inscriptions by information [7]. The fine logical idea is generally opposed and the human sense as a derivational process. Unlike the old-fashioned surveillance system, which really is a link to device surveillance, a flawed good judgment is indeed a range-to-point or even range-to-run surveillance [8]. The true yield of the fluffy regulated is extracted from fluffy contributions as well as yields while the relevant element is used. From the connected standard inscription capacities, the new information could be transformed into unequivocal individuals.

It characterizes another convention for low latency in unforeseen crisis warnings under various circumstances to a vehicle-to-vehicle transmitter convention as a pleasant crash alert. [9] Talks regarding Inter vehicle's specially designated process difficulties in order to make arrangements useful and it discusses the particular effect on IVC communication technology of distinctions, such as the basic well-being estimate effects.[10] Displays the ability to send the package together with the smallest data

transmission delay to the best course, via various VADD (Vehicle Helped Information) conventions. This provides the scientific categorization for the determination of versatility models for VANETS as well as the interpretation of the versatility models required for VANETS. Apply the called data network; another newly provided cloud system, aimed at making vehicles accessible to you for driving.[11] This paper discusses, as well as distinguishes, another template usage associated with VNDN just as initial execution analysis. Proposed multi-bounce vehicle-to-framework convention called Vertex Based Predictive Greedy Routing (VPGR), which will convey arrangements for valid vertices on local sending or on roadside sends data via an arrangement for vertices in the town co. [12] Vertex Platform Predictive Greedy Routing (VPGR). With this technique one software is proposed to show, for example, self-sorting traffic data system (SOTIS) for practical organized information deliberation and dispersal (SODAD). This addresses the thorough examination of problems with all of these structures which explores different questions as well as arrangements. It has characteristics which can come from traditional MANET.

2. PROPOSED METHOD

In this proposed work the detailed study of low cost machine manufacturing and monitoring system which is used to classify, collect and analyze the data which helps to monitor the status of the work. And here better parameters used to collect the data and with this analyzing method are also done in a perfect way and that is much better to introduce the manufacturing machine setup.[13] Here Fuzzy related network method is applied in order to solve the problems in uncertain condition ways that helps to evaluate the conditions to take an effective decision rather than producing numerical values exactly in the model.

Here the analogue signals that are converted from the sensors into the digital signals and further it transfers for processing.[14] Next the detection system is placed as a portability function and it is

fully supported with cloud computing based real time structure and here and alert system was placed within audio in order to determine the testing output in a feasible way.

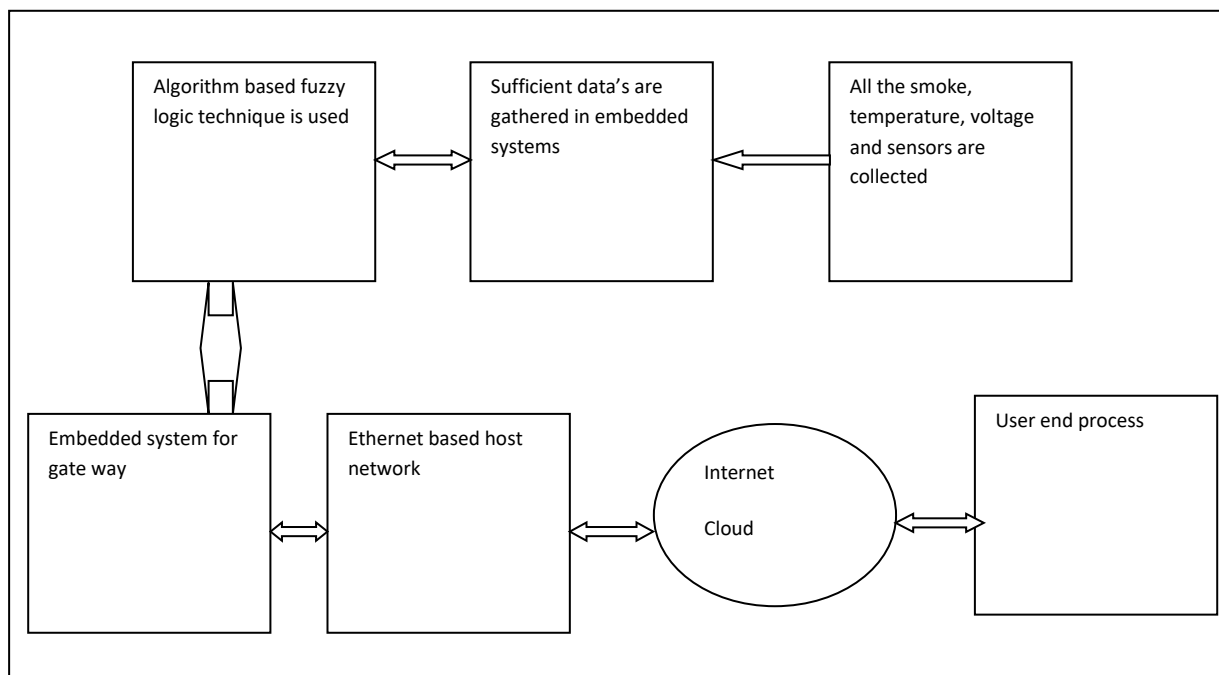


Figure 1 Architecture diagram for Fuzzy Technique

The above structure clearly shows the process of machine manufacturing system. Here the embedded and host network are placed in the core of system IoT. And Ether net shield is placed with the host network to connect all the machine manufacturing system completely the internet.

The implementation and design of the machine manufacturing monitoring system is designed in detail that consists of sensor and fuzzy logic which helps to convert all the data into useful one and it predict how the machine works.

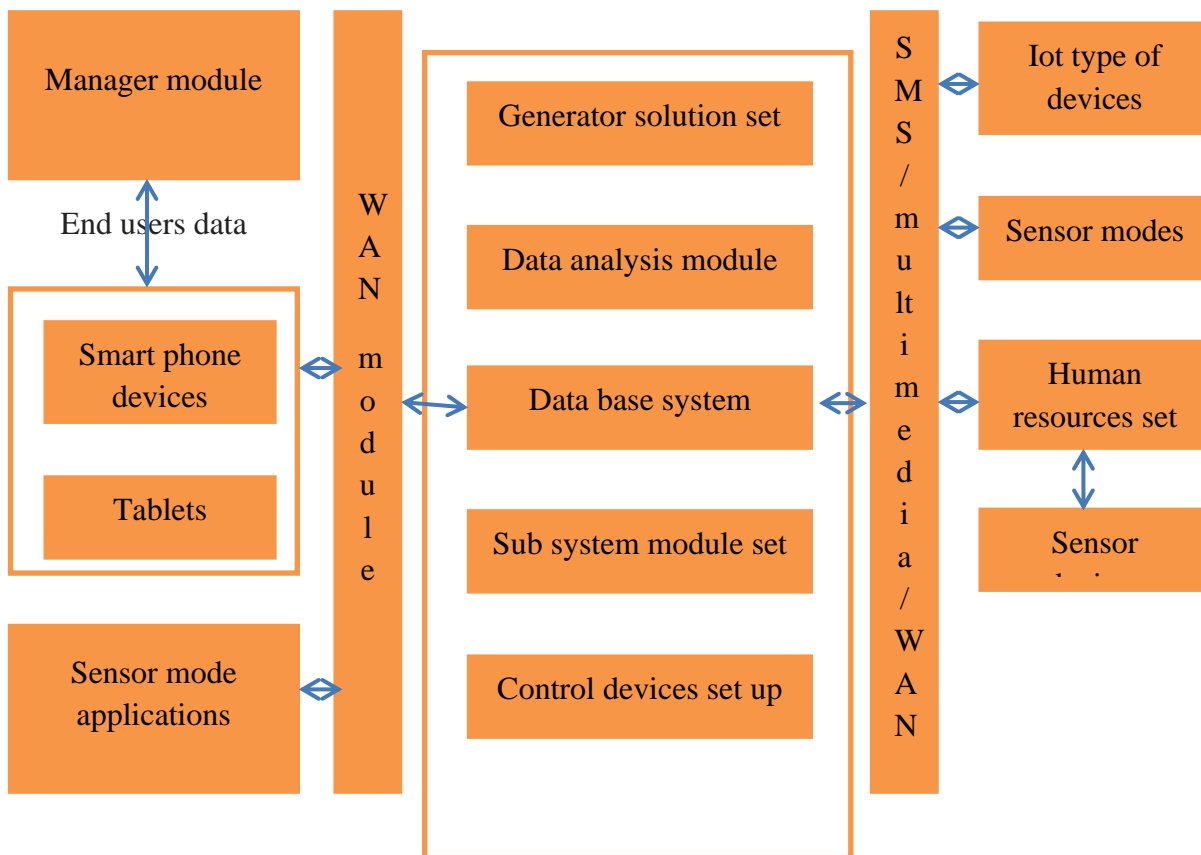


Figure 2 IoT based system architecture diagram

The system is connected with the microcontroller module setup that helps to manufacture the interconnecting systems to the internet and the machines. Gateway system is connected initially that helps to receives all the manufacturing parameters and the data source are collected from the embedded system. A fuzzy logic data processing system is used to embed the data and helps to transfer to the Ethernet. The received data are being monitored and it is sent to the server web and finally it is stored in the cloud computing system. And whenever needed the authorized people has the option to monitor the parameters with the help of internet through server web. The neural networks that are connected fully in the form of feed forward bases and even the layers of neighboring networks are connected each other with this the weight of the network is also included. As well as weight of the existing and the

same layer has been added to the non-neighboring part of networks.

In figure 2 the master, server and things are clearly explained in the form of architecture based format and that are interconnected with the WAN and SMS module set up. In master the set is received and it is send to the server in order to analyze the data's in each and every control devices. And then it is interconnected with the IoT devices and sensor modes. Here input data is transferred to the neural network and then it is transfer to the hidden layers and finally the desired output is produced.

Here a fuzzy network as a triangular format is denoted as (a, b, c) here a, b, c is representing the real numbers of the fuzzy sets $a \leq b \leq c$, and the fuzzy representation is denoted as N and this can

be represented as n. The triangular set of equation is denoted as follows

$$\mu_N(y) = \begin{cases} (y-a)/(c-a) & a \leq y \leq b \\ (c-y)/(c-b) & b \leq y \leq c \\ 0 & \text{other wise} \end{cases} \quad (1)$$

Triangular fuzzy equation is represented in terms of different decisions and fuzziness; each and every variable are denoted with alternative functions. Here y represents an object and denoted as an object variable set and H is the goal set.

$$Y = \{y_1, y_2, \dots, y_m\}$$

$$H = \{h_1, h_2, \dots, h_m\} \quad (2)$$

Therefore, the analysis of equation n is represented as follows

$$N^1_{hj}, N^2_{hj}, \dots, N^m_{hj} \text{ here } j = 1, 2, 3, \dots, m. \quad (3)$$

Fuzzy set of equation and the jth object is expressed as

$$P_j = \sum_{i=1}^n N^i_{hj} * [\sum_{j=1}^m \sum_{i=1}^n N^i_{hj}]^{-1} \quad (4)$$

Where the above equation is expressed in detail as follows

$$\sum_{i=1}^n N^i_{hj} = [\sum_{i=1}^n a_i, \sum_{i=1}^n b_i, \sum_{i=1}^n c_i] \quad (5)$$

$$\sum_{j=1}^m \sum_{i=1}^n N^i_{hj} = [\sum_{j=1}^m a_j, \sum_{j=1}^m b_j, \sum_{j=1}^m c_j] \quad (6)$$

$$[\sum_{j=1}^m \sum_{i=1}^n N^i_{hj}]^{-1} = [\frac{1}{\sum_{j=1}^m c_j}, \frac{1}{\sum_{j=1}^m b_j}, \frac{1}{\sum_{j=1}^m a_j}] \quad (7)$$

Thus, the synthetic fuzzy equation is clearly explained in the above equations. And the degree of possibility function is denoted as follows

$N_2 = (a_2, b_2, c_2) \geq N_1 = (a_1, b_1, c_1)$ and this function is defined in the form of

$$W(N_2 \geq N_1) = \mu_{N_2}(z) = \begin{cases} 1 & b_2 \geq b_1 \\ 0 & a_1 \geq c_2 \\ \frac{(a_2-c_1)}{(b_2-c_2)-(b_1-a_1)} & \text{other wise} \end{cases} \quad (8)$$

Here z denoted the ordinate function highest intersection of the point Z that are placed in-between the following parameters μ_{N_1} and μ_{N_2} . The fuzzy sets are classified based on the membership function that is followed as

$$\alpha, \beta, \gamma = \frac{1}{1 + \frac{(\gamma-\gamma)}{\alpha}} \quad (9)$$

Here the parameters of the membership function are determined as α, β, γ . and the input function is Y. the degree functions that are represented in terms of logic operator functions in terms of the following equation as

$$Ng_{sim}^h(Y) = \prod(n g_1^h(y_1), \dots, \prod(n g_m^h(y_m)) \quad (10)$$

This above similarity membership equation can be simplified in the form of mathematical operations as

$$Ng_{sim}^h(Y) = \sum Z_j (n g_j^h(y_j)) \quad (11)$$

The fuzzy possibility of degree convex vector is denoted as the higher elements of the following parameters as U. Here the convex numbers of fuzzy $M_j = (j=1, 2, 3 \dots u)$ which can be defined as the following equation as

$$W(N \geq N_1, N_2, \dots, N_u) = \min W(N \geq N_j) \quad j = 1, 2, \dots, u \quad (12)$$

Here let us assume as

$$Z' (G_i) = \min (L_j \geq L_u) \tag{13}$$

For the equation $U = 1, 2, \dots, m; u \neq j$ so for this the weight vector can be determined as the following equation as

$$J' = [Z' (G_1), Z' (G_2), \dots, Z' (G_m)]^s \tag{14}$$

Here G_j ($j = 1, 2, \dots, m$) that are represented as m number of elements.

Here the above equation are equated using the normalization weight vector, so after the process of normalization the equation is represented as

$$J = [Z (G_1), Z (G_2), \dots, Z (G_m)]^s \tag{15}$$

Here the non-fuzzy numbers of components are represented as J .

Algorithm: Triangular fuzzy elements

1. Procedure: learning the triangular fuzzy set of equations in (a, b, c).
2. Input: μ_{N1} and μ_{N2} the input are weighed using a vector.
3. Here the entire weighing vectors are initialized in the form of y and z .
4. Repeat
5. For all W ($N_2 \geq N_1$) then do
6. Compute for all the probability factors as $Z' (G_i)$
7. Compute the weighing factor J'
8. Finally update the fuzzy equation J .
9. End for
10. Until repeat all the weighing vectors
11. End procedure

A triangular fuzzy element learning algorithm is used here to receive a set of input equations. And these equations that are made by using a vector

format and these input vectors are initialized in the form of various equations. And here it has to check for the triangular elements and it has to determine with the probability factors and then the weighing factor is computed in order to update the equations.

3. RESULT AND DISCUSION

3.1. OVERHEAD

Overhead is typically shown to combination additional or even lateral calculation time, space, movement rate of information and various sources that are critical for achieving a certain result. Table I indicates that the overhead management introduced in a system has shown significant changes over the current strategy.

Table 1 value of overhead

vehicles Speed	Overhead (approach)	Overhead (Proposed technique)
10	3.003	2.5050
20	4.4125	3.7562
30	5.1456	5.2650
40	8.1564	6.7562
50	10.2563	8.5265
60	12.535	10.25622
70	15.4269	12.5301
80	18.5625	14.04201
90	21.235	15.315
100	24.5623	18.652

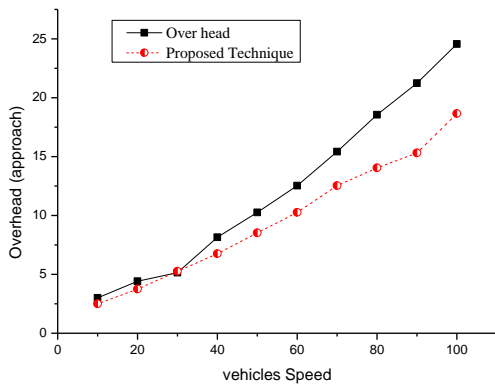


Figure 3 Vehicle speed vs Over head

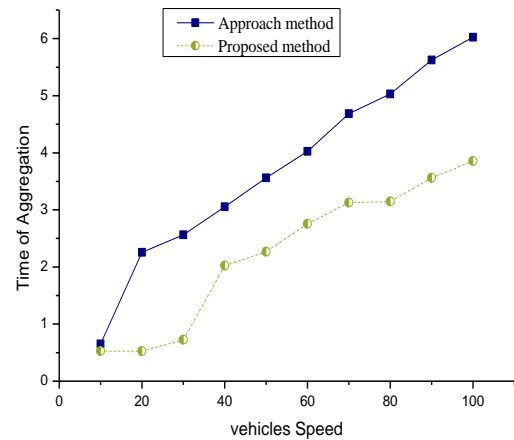


Figure 4 Vehicle speed vs time of Aggregation

3.2. TIME AGGREGATION

It tells the time of the collection of information. It is often useful to mix fundamentally the same subtleties as those conveyed by an exceptional hover hub just before they were sent with wishes to decrease the volume of data. The accumulation time proposed by a procedure in Table II shows that it has shown notable improvements compared with the current procedure.

Table 1 value of time aggregation

Vehicles Speed	Time of Aggregation	Time of Aggregation time (Proposed technique)
10	0.6542	0.5265
20	2.2564	0.5252
30	2.5625	0.7253
40	3.0525	2.02356
50	3.562	2.2658
60	4.0252	2.7568
70	4.6852	3.1258
80	5.032	3.1456
90	5.6253	3.5624
100	6.0235	3.8562

3.3. LIVE TO TIME

In fact, Time to Live (TTL) is a process that limits and organizes this lifetime and the whole range of realities in a PC. TTL could be performed on and put into this data as a timestamp. The subtleties are disposed of when the approved power time stamp slips down. In Table III, an ability to live as a proposed method demonstrates a crucial change over the existing practice. TTL is conscious of increased performance related to processing and privacy building.[24-29]

Table 1 value of live to time

vehicles Speed	Live to Time (approach)	Live to Time (Proposed technique)
10	0.6053	0.6523
20	2.7852	2.952
30	4.452	3.19293
40	4.4562	3.5261
50	4.7852	4.5231
60	5.2642	4.7526
70	5.2647	5.3124
80	6.852	5.9214

90	6.952	6.1254
100	7.9556	6.2512

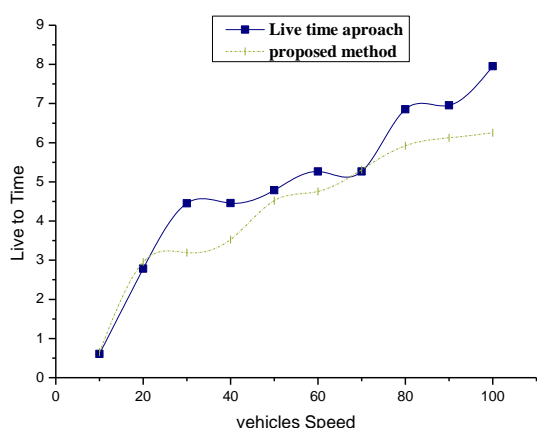


Figure 5 Vehicles speed vs Live to time

4. CONCLUSION

In this post, we have dissected the current Vehicle Information Network (VDN). The proposed design of vehicle data based on fluffy registration work results better. This paper suggested the link between departure and proposed layout of vehicle data on the basis of parameters such as ideal estimation time, overhead time and overhead. When looking at the actual and proposed process, the qualitative analysis showed clearly that the key changes when normal proposed overhead was 846 over the present standard overhead of 1054 the proposed standard conglomerate time was 228 over the current overall normal time is 332 and the normal livetime proposed was 382 over the current standard time to live 436. In a not-so-far future we shall try to further boost the outcomes using the different fuzzy capabilities of participation. Further changes should also be possible through the use of fuzzy type 2 registration works with the goal of resolving more vulnerability.

REFERENCE

[1] Wu, Celimuge, Tsutomu Yoshinaga, Yusheng Ji, Tutomu Murase, and Yan Zhang. "A

reinforcement learning-based data storage scheme for vehicular ad hoc networks." *IEEE Transactions on Vehicular Technology* 66, no. 7 (2016): 6336-6348.

- [2] Sundarasekar, R., Shakeel, P. M., Baskar, S., Kadry, S., Mastorakis, G., Mavromoustakis, C. X., & Vivekananda, G. N. (2019). Adaptive Energy Aware Quality of Service for Reliable Data Transfer in Under Water Acoustic Sensor Networks. *IEEE Access*.
- [3] Kaur, Kanwalpreet, and Sandeep Kad. "Fuzzy based named data networking (NDN) for vehicular information network." In *2016 2nd International Conference on Next Generation Computing Technologies (NGCT)*, pp. 382-386. IEEE, 2016.
- [4] Salehinejad, Hojjat, and Siamak Talebi. "A new ant algorithm based vehicle navigation system: a wireless networking approach." In *2008 International Symposium on Telecommunications*, pp. 36-41. IEEE, 2008.
- [5] Soleymani, Seyed Ahmad, Abdul Hanan Abdullah, Mahdi Zareei, Mohammad Hossein Anisi, Cesar Vargas-Rosales, Muhammad Khurram Khan, and Shidrokh Goudarzi. "A secure trust model based on fuzzy logic in vehicular ad hoc networks with fog computing." *IEEE Access* 5 (2017): 15619-15629.
- [6] Baskar, S., Dhulipala, V.R.S., Shakeel, P.M., Sridhar, K. P., Kumar, R. Hybrid fuzzy based spearman rank correlation for cranial nerve palsy detection in MIoT environment. *Health Technology*. (2019). <https://doi.org/10.1007/s12553-019-00294-8>
- [7] Mohamed Shakeel, P., Baskar, S. & Selvakumar, S. *Wireless Pers Commun* (2019). Retrieving Multiple Patient Information by Using the Virtual MIMO and Path Beacon in Wireless Body Area Network, pp 1-12. <https://doi.org/10.1007/s11277-019-06525-5>
- [8] Gu, Xiaoqin, Lun Tang, and Jie Han. "A social-aware routing protocol based on fuzzy logic in vehicular ad hoc networks." In *2014 International Workshop on High Mobility Wireless Communications*, pp. 12-16. IEEE, 2014.

- [9] Tal, Irina, and Gabriel-Miro Muntean. "User-oriented fuzzy logic-based clustering scheme for vehicular ad-hoc networks." In *2013 IEEE 77th Vehicular Technology Conference (VTC Spring)*, pp. 1-5. IEEE, 2013.
- [10] Shakeel PM, Baskar S, Dhulipala VS, Jaber MM., "Cloud based framework for diagnosis of diabetes mellitus using K-means clustering", *Health information science and systems*, 2018 Dec 1;6(1):16.<https://doi.org/10.1007/s13755-018-0054-0>
- [11] Yan, Zhiwei, Sherali Zeadally, and Yong-Jin Park. "A novel vehicular information network architecture based on named data networking (NDN)." *IEEE internet of things journal* 1, no. 6 (2014): 525-532.
- [12] Borsetti, Diego, Marco Fiore, Claudio Casetti, and Carla-Fabiana Chiasserini. "An application-level framework for information dissemination and collection in vehicular networks." *Performance Evaluation* 68, no. 9 (2011): 876-896.
- [13] Bechler, Marc, Lars Wolf, Oliver Storz, and Walter J. Franz. "Efficient discovery of Internet gateways in future vehicular communication systems." In *The 57th IEEE Semiannual Vehicular Technology Conference, 2003. VTC 2003-Spring.*, vol. 2, pp. 965-969. IEEE, 2003.
- [14] Mármol, Félix Gómez, and Gregorio Martínez Pérez. "TRIP, a trust and reputation infrastructure-based proposal for vehicular ad hoc networks." *Journal of network and computer applications* 35, no. 3 (2012): 934-941.
- [15] Takabi, Hassan, James BD Joshi, and Gail-Joon Ahn. "Security and privacy challenges in cloud computing environments." *IEEE Security & Privacy* 8, no. 6 (2010): 24-31.
- [16] [16] Ramkumar, S., SatheshKumar, K., & Emayavaramban, G. (2016). EOG signal classification using neural network for human computer interaction. *International Journal of Computer Theory and Applications*, 9(24), 223-231.
- [17] Kumar, M. S. R., Amudha, A., & Rajeev, R. (2016). Optimization For A Novel Single Switch Resonant Power Converter Using Ga To Improve Mppt Efficiency Of Pv Applications. *International Journal of Applied Engineering Research*, 11(9), 6485-6488.
- [18] Wan, X., Zhang, K., Ramkumar, S., Deny, J., Emayavaramban, G., Ramkumar, M. S., & Hussein, A. F. (2019). A Review on Electroencephalogram Based Brain Computer Interface for Elderly Disabled. *IEEE Access*, 7, 36380-36387.
- [19] Ramkumar, S., Satheshkumar, K., & Emayavaramban, G. (2017). Nine states HCI using electrooculogram and neural networks. *IJET*, 8, 3056-3064.
- [20] [20] Emayavaramban, G., & Amudha, A. (2016). sEMG Based Classification of Hand Gestures using Artificial Neural Networks. *Indian Journal of Science and Technology*, 9(35), 1-10.
- [21] Fang, S., Hussein, A. F., Ramkumar, S., Dhanalakshmi, K. S., & Emayavaramban, G. (2019). Prospects of Electrooculography in Human-Computer Interface Based Neural Rehabilitation for Neural Repair Patients. *IEEE Access*, 7, 25506-25515.
- [22] Emayavaramban, G., & Amudha, A. (2016). Recognition of sEMG for Prosthetic Control using Static and Dynamic Neural Networks. *International Journal of Control Theory and Applications*, 2(6), 155-165.
- [23] Elakkiya, A., & Emayavaramban, G. (2018). Biometric Authentication System Using Elman Neural Networks. *International Journal of Computer Science and Mobile Applications (IJCSMA)*, 6(4).
- [24] Ramkumar, S., Emayavaramban, G., Kumar, K. S., Navamani, J. M. A., Maheswari, K., & Priya, P. P. A. (2020). Task Identification System for Elderly Paralyzed Patients Using Electrooculography and Neural Networks. In *EAI International Conference on Big Data Innovation for Sustainable Cognitive Computing* (pp. 151-161). Springer, Cham.
- [25] Ravichandran, R., Balachander, K., Amudha, A., Ramkumar, M. S., & Kuppusamy, S. (2017). Estimation Of Electrical Parameter Using Fuzzy Logic Controller Based Induction

Motor. *International Journal of Control Theory and Applications*, 10(38), 205-212.

- [26] Veluchamy, R., Balachander, K., Amudha, A., Ramkumar, M. S., & Emayavaramban, G. (2019). ANALYSIS AND ENERGY EFFICIENCY OF SMALL-SCALE WIND ENERGY CONVERSION SYSTEM USING ADAPTIVE NETWORK BASED FUZZY INTERFERENCE SYSTEM (ANFIS) OF MAXIMUM POWER POINT TRACKING METHOD. *Mathematical & Computational Forestry & Natural Resource Sciences*, 11(1).
- [27] Kalimuthu, T., Balachander, K., Amudha, A., Emayavaramban, G., & Ramkumar, M. S. (2019). AN EFFICIENT HIGH STEP UP CONVERTER FOR AUTOMOBILE APPLICATIONS USING FUZZY LOGIC CONTROL TECHNIQUE. *Mathematical & Computational Forestry & Natural Resource Sciences*, 11(1).
- [28] Shaheeth, M. M., Kavitha, D., Amudha, A., Ramkumar, M. S., Balachander, K., & Emayavaramban, G. (2019). GRID CONNECTED WIND ENERGY CONVERSION SYSTEM WITH UNIFIED POWER QUALITY CONDITIONER (UPQC) BY FUZZY LOGIC. *Mathematical & Computational Forestry & Natural Resource Sciences*, 11(1).
- [29] Shakeel, P. M., Baskar, S., Sampath, R., & Jaber, M. M. (2019). Echocardiography image segmentation using feed forward artificial neural network (FFANN) with fuzzy multi-scale edge detection (FMED). *International Journal of Signal and Imaging Systems Engineering*, 11(5), 270-278