

# KNOWLEDGE, ATTITUDE AND PRACTICE REGARDING PROPHYLACTIC USE OF ANTIBIOTICS AMONG CRRI STUDENTS IN A PRIVATE DENTAL INSTITUTION -A QUESTIONNAIRE BASED STUDY

NIVETHA G<sup>1</sup>, SRI SAKTHI D<sup>2\*</sup>, ARVIND S<sup>3</sup>

<sup>1</sup>Saveetha Dental College, Saveetha Institute Of Medical and Technical Science, Saveetha University, Chennai-600 077 Email  
id:151501082.sdc@saveetha.com

<sup>2</sup>Reader, Department of Public Health Dentistry Saveetha Dental College, Saveetha Institute Of Medical and Technical Science, Saveetha University  
Chennai-600 077 Email id: srisakthi@saveetha.com

<sup>3</sup>Reader, Department of Orthodontics, Saveetha Dental College, Saveetha Institute Of Medical and Technical Science, Saveetha University, Chennai-  
600 077 Email id: [arvind.sdc@saveetha.com](mailto:arvind.sdc@saveetha.com)

<p><b>Article Info</b> <b>Volume 82</b> <b>Page Number: 17182 - 17189</b> <b>Publication Issue:</b> <b>January - February 2020</b></p> <p><b>Article History</b> <b>Article Received: 18 October 2019</b> <b>Revised: 14 November 2019</b> <b>Accepted: 22 December 2019</b> <b>Publication: 29 February 2020</b></p>	<p><b>Abstract:</b> Antibiotics are important in the management and prophylaxis of infection in patients at risk experiencing microbial disease. Overuse and inappropriate use of antibiotics is closely related to an increase in bacterial resistance. The aim of this present study is to assess the knowledge, attitude, practice of interns who are studying in Saveetha Dental College regarding prophylactic use of antibiotics. A cross sectional study was carried in April 2020 among interns of Saveetha Dental College and Hospital, Chennai. A questionnaire based study. A questionnaire consisting of 15 questions on knowledge, attitude and practice regarding prophylactic use of antibiotics were formulated and distributed among interns through Google forms. The responses were obtained and entered in Excel sheet. A chi square test were done between gender and knowledge, gender and attitude and gender and practice using SPSS software. The independent variables were age and gender while dependent variables were knowledge, attitude and practice of prophylactic use of antibiotics. The results showed that about 52.89% of interns had fair knowledge, 51.92% had negative attitude, 44.23% had good practice towards prophylactic use of antibiotics. The present study concludes that interns possessed fair knowledge but a negative attitude and moderate practice on prophylactic use of antibiotics.</p> <p><b>Keywords:</b> Antibiotics, Dentistry, Interns, Prophylaxis.</p>
---	--

## I. INTRODUCTION:

Antibiotics are the most frequently prescribed drugs around the world. But, it has been prescribed irrationally in a large number of cases (Chandan and

Nagabushan, 2016). The main function of antibiotics is the eradication of bacterial infection either by killing a slowing down bacterial growth. (Iqbal, 2015) The aim of the prescription of prophylactic

antibiotics is to prevent the spread of infection in some patients with special systematic conditions(Zareei, Navabi and Chamani, 2008).The irrational and overuse of antibiotics results not only in the emergence of resistance bacterial strain but also in adverse reactions and economical burden on the national health system(Gyssens, 2001). The irrational use arises from economical factors, health politics, lack of physicians about long term resistance and effect versus treating current symptoms and the sale of antibiotics without prescription in some countries.(Metlay, Stafford and Singer, 1998)

In dentistry, the utilization of antibiotics prophylactically and therapeutically has become common practice. Early reports stated that penicillin showed effectiveness in treating cellulitis and angular cheilitis(Lewis, 2008). The most common infections treated with antibiotics in the field of dentistry are infections related to the root canal (endodontic infections). However, the use of antibiotics in such situations is not always warranted. Recent research shows that most endodontic infections could be managed with only local interventions to eliminate or relieve the source of infection, such as incision and drainage, root canal treatment, and tooth extractions, without the need for antibiotic therapy(Roy and Bagg, 2000)

Important use of the drugs have resulted in antimicrobial resistance, which is now emerging as one of the major threats to health care (Nayak et al., 2016). Resistance is a serious issue leading to serious difficulty in treating infections caused by bacteria. Resistance occurs due to many reasons which include self-medication without prescription, over the counter, high medical consultation fees, insufficient regulation of antibiotics (Dutt et al., 2018).

Many studies have been conducted within the UK, India, and Iran assessing the knowledge of dentists and dental students regarding the prescription and indications of antibiotics, and although the number of evidence of mounting antimicrobial resistance in medical literature is increasing, studies show that the dental community lacks adequate knowledge in this area(Zahabiyoun, Sahabi and Kharazi, 2015)(Vessal et al., 2011)(Laxminarayan et al., 2013)(The Lancet Infectious Diseases, 2013).

Previously our team has conducted numerous cross sectional studies(Prabakar, John and Srisakthi, 2016; Kannan et al., 2017; Neralla et al., 2019),clinical trials(Prabakar, John, I. Arumugham, et al., 2018; Prabakar, John, I. M. Arumugham, et al., 2018; Khatri et al., 2019; Pratha, Ashwatha Pratha and Prabakar, 2019; Mathew et al., 2020; Samuel, Acharya and Rao, 2020),in-vitro studies(Prabhakar, Murthy and Sugandhan, 2011; Kumar and Vijayalakshmi, 2017; Kumar, Pradeep Kumar and Preethi, 2017; Mohapatra et al., 2019; Pavithra, Preethi Pavithra and Jayashri, 2019) and review( Harini and Leelavathi, 2019) over the past 5 years. Now we are focussing on epidemiological surveys.

Several studies within the literature have evaluated antibiotic knowledge and prescribing patterns amongst dental practitioners. However, these studies have mostly been concerned with practicing dentists, rather than exploring the knowledge and attitudes of dental students.Thus the main aim of the study is to assess the knowledge, attitude and practice among dental students regarding prophylactic use of antibiotics

## II. MATERIALS AND METHOD :

### Study site:

Saveetha Dental College and Hospital,Chennai

**Survey instrument:**

A structured questionnaire consisted of two parts. First part contained a set of questions for collecting demographic data of participants and second part contained a set of questions to assess knowledge, attitudes and practice of participants about prophylactic use of antibiotics. A pretested, self administered, closed ended questionnaire comprising the following sections formed the survey instrument. Knowledge section consisted of 5 questions, adopted from a validated questionnaire developed by an expert group following related and relevant literatures. The goal of developing this questionnaire was to know about intern's knowledge regarding prophylactic use of antibiotics. An attitude section consisted of 6 questions and a practice section consisted of 2 questions. Subjects rated their attitudes by using a five point Likert scale (strongly agree to strongly disagree).

**Study design:**

Cross sectional , questionnaire based study

**Data collection:**

A cross sectional study was conducted in April 2020 among interns of Saveetha Dental College and Hospital ,Chennai. It was questionnaire based study, conducted to assess the knowledge, attitude and practice of prophylactic use of antibiotics. 104 interns participated in this study. The study was conducted in an online setting. The data collection was done via google forms. The questionnaire contained questions about knowledge, attitude and practice of prophylactic use of antibiotics. Google forms were used to circulate the questionnaire.

**Ethical approval:**

Ethical approval was obtained from the Institutional Ethical Committee and Scientific Review Board (SRB) of Saveetha Dental College.

**Data analysis:**

The collected data were entered in Excel sheet and subjected to statistical analysis using SPSS

software. Chi square test were done between knowledge and gender, attitude and gender and practice and gender. The independent variables were age and gender while dependent variables were knowledge, attitude and practice of prophylactic use of antibiotics. The level of significance is  $p < 0.05$ .

**III. RESULTS & DISCUSSION:**

Antibiotics are important to modern medicine and resistance to antibiotics is a serious threat to human health worldwide. The problem needs attention both at population level and at individual patients level. (Andersson et al., 2020). Our aim in this study was to assess the knowledge, attitude and practice of dental students regarding prophylactic use of antibiotics by administering questionnaires. Totally, 104 interns participated in this questionnaire survey. 56.73% of interns had completed 23 years whereas 43.27% had completed 22 years (chart 1). Out of 104 interns, 57.7% were females and 43.3% were males. (chart 2).

29.81% of female interns had fair knowledge whereas 23.08% of male interns had fair knowledge. Association of gender and knowledge was found to be insignificant (graph 1). A study conducted by Lomi et al among Undergraduate, interns and postgraduate dental students, concluded that knowledge was higher in postgraduate students than undergraduate and interns, this could possibly be due to higher exposure to various types of patients and gaining knowledge with increasing years of training. (Lomi et al., 2019). A study conducted by Lokhasudhan et al (Lokhasudhan and Nasim, 2017), Tajuddin et al (Shaik and Meher, 2017) showed that students possessed inadequate knowledge which is dissimilar to our present study. This difference in the finding is due to existing dental curriculum and continuing

education programs in our country, in particular to the study population in question.

Attitude was assessed by Likert scale. Both female and male interns had positive and negative attitude towards prophylactic use of antibiotics. 26.92% of female interns had negative attitude whereas 25.00% of male interns had negative attitude which was found to be statistically not significant (graph 2). Previous studies conducted by Mansour et al (Mansour et al., 2018) and Tajuddin et al (Shaik and Meher, 2017) concluded that the majority of students possessed a positive attitude towards attitude which is not similar to our current study finding. This difference could be attributed to exposure to varied cases or differences in type of training between the study population. About 70.01% of students were discussed about problems of prophylactic use of antibiotics during their course and 54.8% of students attended the CME programs about prophylactic use of antibiotics.

Limited sample size and a single source data from only one institution can be a limitation, which can be rectified by including a large sample size and participants from many teaching hospitals in Tamil nadu.

#### **IV. CONCLUSION:**

Within the limitations of this study, it can be concluded that female students had a better knowledge and practices towards antibiotic prophylaxis, when compared to their male counterparts. However on the whole the knowledge can be improved by conducting continuing education programs for the study group along with case based learning strategy.

#### **AUTHOR CONTRIBUTION:**

First author [Nivetha G] performed analysis, interpretation and wrote the manuscript. Second author [Dr.Srisakthi] contributed to conception, data designs, analysis, interpretation and critically revised the manuscript. Third author [Dr.Arvind Sivakumar] participated in the study and revised the manuscript. All the three authors have discussed the results and contributed to the final manuscript.

#### **CONFLICT OF INTEREST:**

Nil.

#### **V. REFERENCES:**

- [1] Andersson, D. I. et al. (2020) 'Antibiotic resistance: turning evolutionary principles into clinical reality', *FEMS microbiology reviews*, 44(2), pp. 171–188.
- [2] Chandan, N. and Nagabushan, H. (2016) 'Assessment of Knowledge, attitude and practice of interns towards antibiotic resistance and its prescription in a teaching hospital: A cross-sectional study', *Prenatal and neonatal medicine: the international journal of basic and clinical research and practice*, 5(2), pp. 442–446.
- [3] Dutt, H. K. et al. (2018) 'A comparative knowledge, attitude, and practice study of antimicrobial use, self-medication and antimicrobial resistance among final year students of MBBS, BDS, and BSc Nursing at a tertiary care hospital at Kannur', *National Journal of Physiology, Pharmacy and Pharmacology*. MedScience (India) Publishers, 8(9), pp. 1305–1311.
- [4] Gyssens, I. C. (2001) 'Quality measures of antimicrobial drug use', *International journal of antimicrobial agents*, 17(1), pp. 9–19.
- [5] Harini, G. and Leelavathi, L. (2019) 'Nicotine

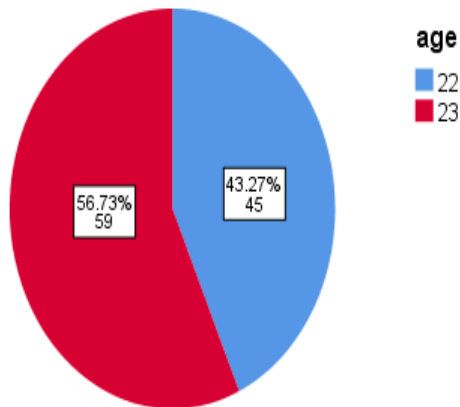
- Replacement Therapy for Smoking Cessation-An Overview', *Indian Journal of Public Health Research & Development*, p. 3588. doi: 10.5958/0976-5506.2019.04144.5.
- [6] Iqbal, A. (2015) 'The Attitudes of Dentists Towards the Prescription of Antibiotics During Endodontic Treatment in North of Saudi Arabia', *Journal of clinical and diagnostic research: JCDR*, 9(5), pp. ZC82-4.
- [7] Kannan, S. S. D. et al. (2017) 'Awareness and attitude towards mass disaster and its management among house surgeons in a dental college hospital in Chennai, India', *WIT Transactions on The Built Environment*. WIT Press, pp. 121-129. doi: 10.2495/DMAN170121.
- [8] Khatri, S. et al. (2019) 'Retention of moisture-tolerant fluoride-releasing sealant and amorphous calcium phosphate-containing sealant in 6-9-year-old children: A randomized controlled trial', *Journal of Indian Society of Pedodontics and Preventive Dentistry*, p. 92. doi: 10.4103/jisppd.jisppd\_173\_18.
- [9] Kumar, R. P., Pradeep Kumar, R. and Preethi, R. (2017) 'Assessment of Water Quality and Pollution of Porur, Chembarambakkam and Puzhal Lake', *Research Journal of Pharmacy and Technology*, p. 2157. doi: 10.5958/0974-360x.2017.00380.8.
- [10] Kumar, R. P. and Vijayalakshmi, B. (2017) 'Assessment of fluoride concentration in ground water in Madurai district, Tamil Nadu, India', *Research Journal of Pharmacy and Technology*. A & V Publications, 10(1), pp. 309-310.
- [11] Laxminarayan, R. et al. (2013) 'Antibiotic resistance—the need for global solutions', *The Lancet Infectious Diseases*, pp. 1057-1098. doi: 10.1016/s1473-3099(13)70318-9.
- [12] Lewis, M. A. O. (2008) 'Why we must reduce dental prescription of antibiotics: European Union Antibiotic Awareness Day', *British dental journal*, 205(10), pp. 537-538.
- [13] Lokhasudhan, G. and Nasim, I. (2017) 'Knowledge, attitude, and practice survey on usage of antibiotics among dental practitioners in the southern region of India', *J Adv Pharm Edu Res*, 7, pp. 160-162.
- [14] Lomi, M. et al. (2019) 'Assessment of knowledge, attitude and practice of antibiotic usage amongst undergraduate, intern and postgraduate dental students-A questionnaire based study', *Int J Sci Healthcare Res*, 4, pp. 136-142.
- [15] Mansour, H. et al. (2018) 'Knowledge, practice and attitudes regarding antibiotics use among Lebanese dentists', *Pharmacy practice*, 16(3), p. 1272.
- [16] Mathew, M. G. et al. (2020) 'Evaluation of adhesion of *Streptococcus mutans*, plaque accumulation on zirconia and stainless steel crowns, and surrounding gingival inflammation in primary molars: randomized controlled trial', *Clinical oral investigations*. doi: 10.1007/s00784-020-03204-9.
- [17] Metlay, J. P., Stafford, R. S. and Singer, D. E. (1998) 'National trends in the use of antibiotics by primary care physicians for adult patients with cough', *Archives of internal medicine*, 158(16), pp. 1813-1818.
- [18] Mohapatra, S. et al. (2019) 'Assessment of Microhardness of Enamel Carious Like Lesions After Treatment with NovaMin, Bio Min and Remin Pro Containing Toothpastes: An in Vitro Study', *Indian Journal of Public Health Research & Development*, p. 375. doi: 10.5958/0976-5506.2019.02832.8.
- [19] Nayak, S. et al. (2016) 'Antibiotics to cure or harm: Concept of antibiotic resistance among health professional students in Nepal',

- International Journal of Medical Science and Public Health, p. 2512. doi: 10.5455/ijmsph.2016.14052016515.
- [20] Neralla, M. et al. (2019) 'Role of nutrition in rehabilitation of patients following surgery for oral squamous cell carcinoma', International Journal of Research in Pharmaceutical Sciences, pp. 3197–3203. doi: 10.26452/ijrps.v10i4.1622.
- [21] Pavithra, R. P., Preethi Pavithra, R. and Jayashri, P. (2019) 'Influence of Naturally Occurring Phytochemicals on Oral Health', Research Journal of Pharmacy and Technology, p. 3979. doi: 10.5958/0974-360x.2019.00685.1.
- [22] Prabakar, J., John, J., Arumugham, I. M., et al. (2018) 'Comparative Evaluation of Retention, Cariostatic Effect and Discoloration of Conventional and Hydrophilic Sealants - A Single Blinded Randomized Split Mouth Clinical Trial', Contemporary clinical dentistry, 9(Suppl 2), pp. S233–S239.
- [23] Prabakar, J., John, J., Arumugham, I., et al. (2018) 'Comparing the effectiveness of probiotic, green tea, and chlorhexidine- and fluoride-containing dentifrices on oral microbial flora: A double-blind, randomized clinical trial', Contemporary Clinical Dentistry, p. 560. doi: 10.4103/ccd.ccd\_659\_18.
- [24] Prabakar, J., John, J. and Srisakthi, D. (2016) 'Prevalence of dental caries and treatment needs among school going children of Chandigarh', Indian journal of dental research: official publication of Indian Society for Dental Research, 27(5), pp. 547–552.
- [25] Prabhakar, A. R., Murthy, S. and Sugandhan, S. (2011) 'Comparative evaluation of the length of resin tags, viscosity and microleakage of pit and fissure sealants - an in vitro scanning electron microscope study', Contemporary Clinical Dentistry, p. 324. doi: 10.4103/0976-237x.91797.
- [26] Pratha, A. A., Ashwatha Pratha, A. and Prabakar, J. (2019) 'Comparing the effect of Carbonated and energy drinks on salivary pH- In Vivo Randomized Controlled Trial', Research Journal of Pharmacy and Technology, p. 4699. doi: 10.5958/0974-360x.2019.00809.6.
- [27] Roy, K. and Bagg, J. (2000) 'Antibiotic prescribing by general dental practitioners in the Greater Glasgow Health Board, Scotland', British Dental Journal, pp. 674–676. doi: 10.1038/sj.bdj.4800574a.
- [28] Samuel, S. R., Acharya, S. and Rao, J. C. (2020) 'School Interventions-based Prevention of Early-Childhood Caries among 3-5-year-old children from very low socioeconomic status: Two-year randomized trial', Journal of public health dentistry, 80(1), pp. 51–60.
- [29] Shaik, T. and Meher, B. R. (2017) 'A questionnaire based study to assess the knowledge, attitude and practice (KAP) of rationale use of antibiotics among undergraduate dental students in a tertiary care dental hospital of South India', Int J Basic Clin Pharmacol, 6(2), pp. 312–315.
- [30] The Lancet Infectious Diseases (2013) 'Antibiotic resistance: long-term solutions require action now', The Lancet infectious diseases, 13(12), p. 995.
- [31] Vessal, G. et al. (2011) 'Study of antibiotic prescribing among dental practitioners in Shiraz, Islamic Republic of Iran', Eastern Mediterranean Health Journal, pp. 765–769. doi: 10.26719/2011.17.10.765.
- [32] Zahabiyou, S., Sahabi, M. and Kharazi, M. J. (2015) 'Improving Knowledge of General Dental Practitioners on Antibiotic Prescribing

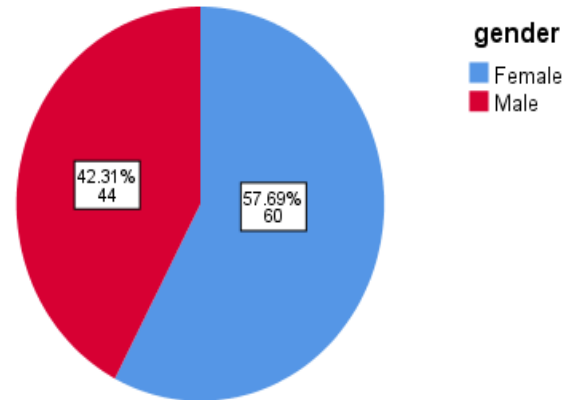
by Raising Awareness of the Faculty of General Dental Practice (UK) Guidelines', Journal of dentistry , 12(3), pp. 171–176.

- [33] Zareei, M. R., Navabi, N. and Chamani, G. (2008) 'Assessment of awareness of recommendations for prevention of bacterial endocarditis among a group of 136 Iranian dental and medical students'. ACTA MEDICA IRANICA. Available at: <https://www.sid.ir/en/journal/ViewPaper.aspx?ID=103229>.

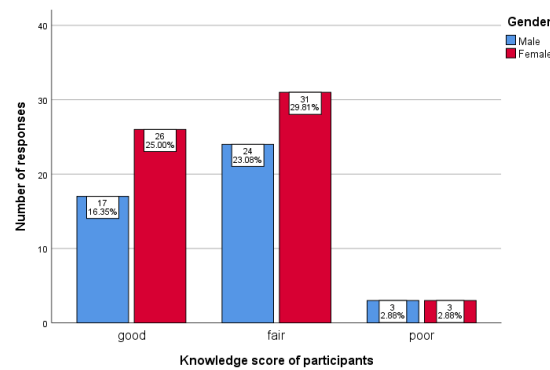
**GRAPHS:**



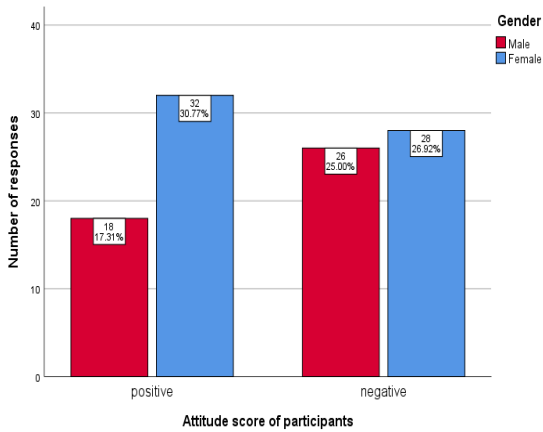
**Chart 1:** Pie chart depicts that distribution of study population based on age. Majority of interns had completed 23 years (red), and 43.27% had completed 22 years of age.



**Chart 2:** Chart 2 depicts that distribution of study population based on gender. It shows that more number of female interns (blue) participated in this study when compared to male interns (red).



**Graph 1:** This graph represents the association between gender and knowledge of interns towards antibiotics. X axis represents knowledge score of participants and Y axis represents number of responses. Even though the majority of students in both genders had fair knowledge towards prophylactic use of antibiotics, Females (red) were better when compared to males (blue). Chi square test was done to test the association (p-value=0.852) and it was not statistically significant.



**Graph 2:** This graph represents the association between gender and attitude of interns towards antibiotics. X axis represents attitude of participants and Y axis represents number of responses. Majority of females (blue) had a positive attitude (30.7%) towards antibiotic prophylaxis when compared to males (17.31%) (Red). Chi square test was done and it was found not to be statistically significant (p value - 0.210), proving that observed difference in attitude between the genders is due to chance and is not significant.